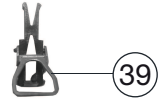
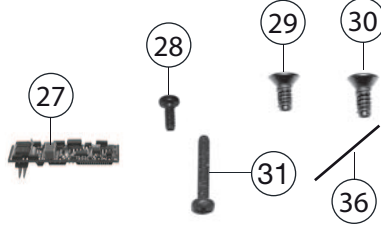



400081		DB	98.75		=	HO
Pos. Nr. Pos.no.	Beschreibung Description	Art.-Nr. Art.no.	Preisgruppe Price bracket			
1	LOKKES.KPL.O.WASSERKA. Loco-boiler complete w/o driver's cab	104006722	038			
2	FÜHRERHAUS Driver's cab	114000013	017			
3	KESSELLICHTABDECKUNG Boiler light cover	12400602	007			
4	FLUTLICHTLEITER/SATZ Light conductor set	13400001	009			
5	UMLAUFBLECH Running board	154000813	---			
6	KLEINTEILE-SATZ Set of small parts	19400001	012			
7	WASSERKASTEN Water tank	194000813	---			
8	HANDRAD Handwheel	00194716	006			
9	LOKLATERNE OBEN Upper loco lamp	19486900	009			
10	LOKLATERNE BAYR. BAUART Hinten Loco lamp, Bavarian style (rear)	19487100	009			
11	KUPPLUNGSD., SICHERH.VENTILST. Coupling reception, safety valve	38404300	012			
12	LOKFAHRGESTELL KPL. OHNE MOTOR Loco chassis complete w/o motor	404000813	---			
13	STEUERUNG KPL. Reversing gear complete	42400001	018			
14	ZYLINDERBLOCK LACK. Cylinder block painted	43400001	015			
15	MOTOR KPL. Motor complete	50400001	023			
16	KUPPELRAD ROT LACK. UGR. Coupled wheel red insulated painted	51443700	007			
17	KUPPELRAD ROT LACK. Coupled wheel red painted	51443800	007			
18	TREIBRAD ROT LACK. UGR. Driving wheel red insulated painted	51443900	008			
19	TREIBRAD ROT LACK. Driving wheel red painted	51444000	008			
20	ACHSE Axle	00524014	002			
21	UNTERSETZUNGSRAD Reduction gear wheel	56420400	003			
22	ZAHNRAD Z:13 schw.vernickelt Gear wheel Z=13 black nickel-plated	00567123	006			
23	ZAHNRAD (o.Abb.) Gear wheel (w/o illustration)	56716000	003			
24	KONTAKTPILZGARNITUR Contacter pin assembly	64441700	008			
25	MOTORPLATINE KPL. Motor PCB, complete	65415300	032			
26	KESSELPLATINE KPL. Boiler PCB complete	65420200	017			
27	DCC-DECODER DCC-Decoder	684000812	039			
28	SCHRAUBE M 1,6 X 4 Screw M 1,6 X 4	70900006	002			
29	SK-SCHRAUBE M2x4 SK-Screw M2x4	70900008	001			
30	SK-SCHRAUBE M2x5 SK-Screw M2x5	70900009	001			



400081		DB	98.75		=	H0
Pos. Nr. Pos.no.	Beschreibung Description	Art.-Nr. Art.no.	Preisgruppe Price bracket			
31	GF-SCHRAUBE M2x12 DIN7500 Self-tapping screw M2x12 DIN7500	70900012	001			
32	GEST.BOLZEN LANG brüniert Long linkage pin	00730551	002			
33	ACHSE FÜR ZAHNRAD Axle for gear wheel	73058100	002			
34	STANGENPUFFER FLACH schw.vern. Shank buffer flat black.	75401600	006			
35	STANGENPUFFER GEWÖL.schw.vern. Shank buffer curved black	75401700	006			
36	RICHTFEDER Straightening spring	76402800	001			
37	DRUCKFEDER Pressure spring	76433400	001			
38	STECKKUPPLUNG Clip-in coupling	6510	---			
39	STECK-TAUSCHKUPPLUNG Clip-in coupling	6511	---			
40	PROFI STECKKUPPLUNG Profi clip-in coupling	6515	---			

Ersatzteile erhalten Sie direkt unter www.fleischmann.de, bei Ihrem Fachhändler, oder Ihrer Landesvertretung.
Spare parts can be ordered directly at www.fleischmann.de and from your local dealer or country representative.